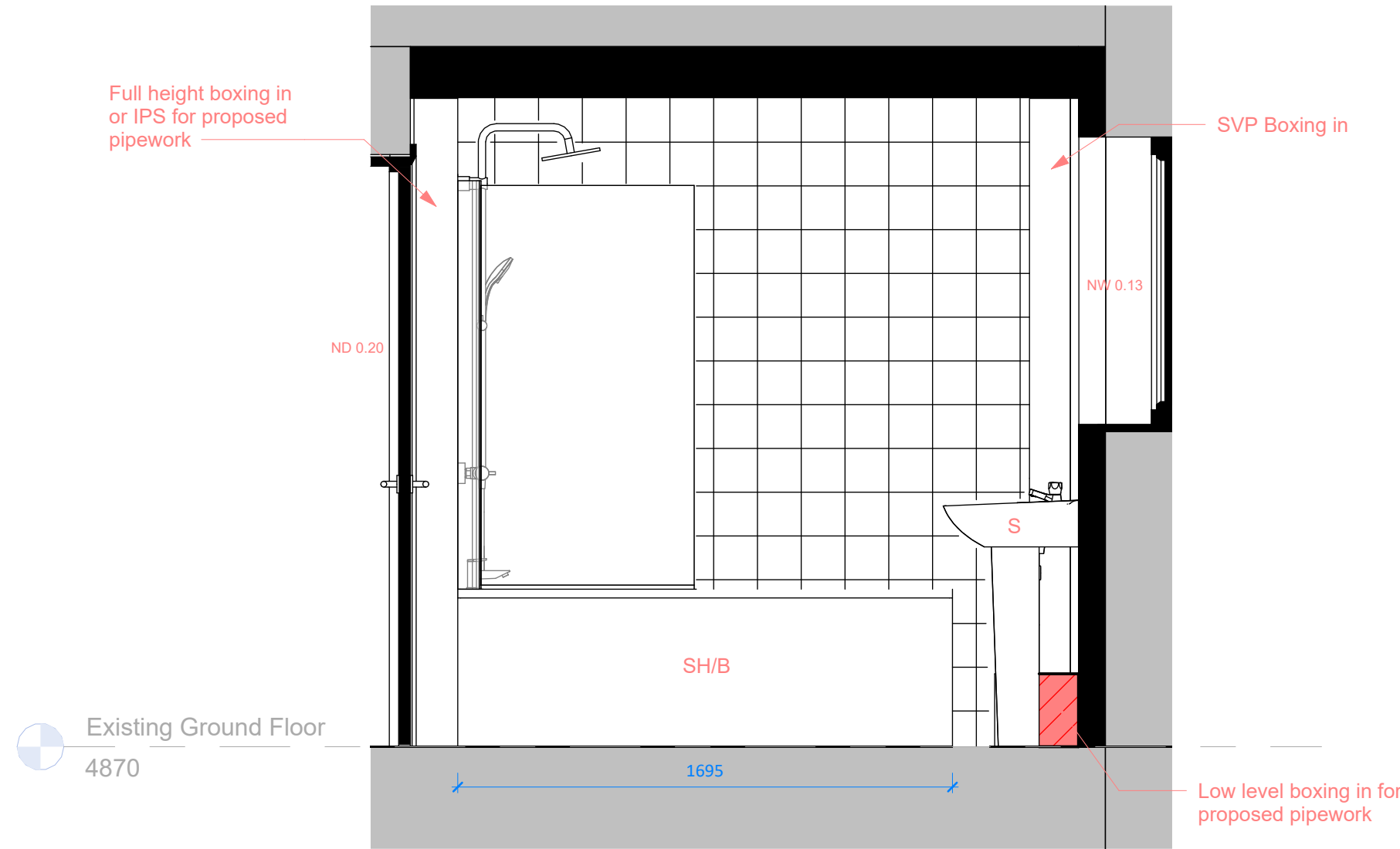
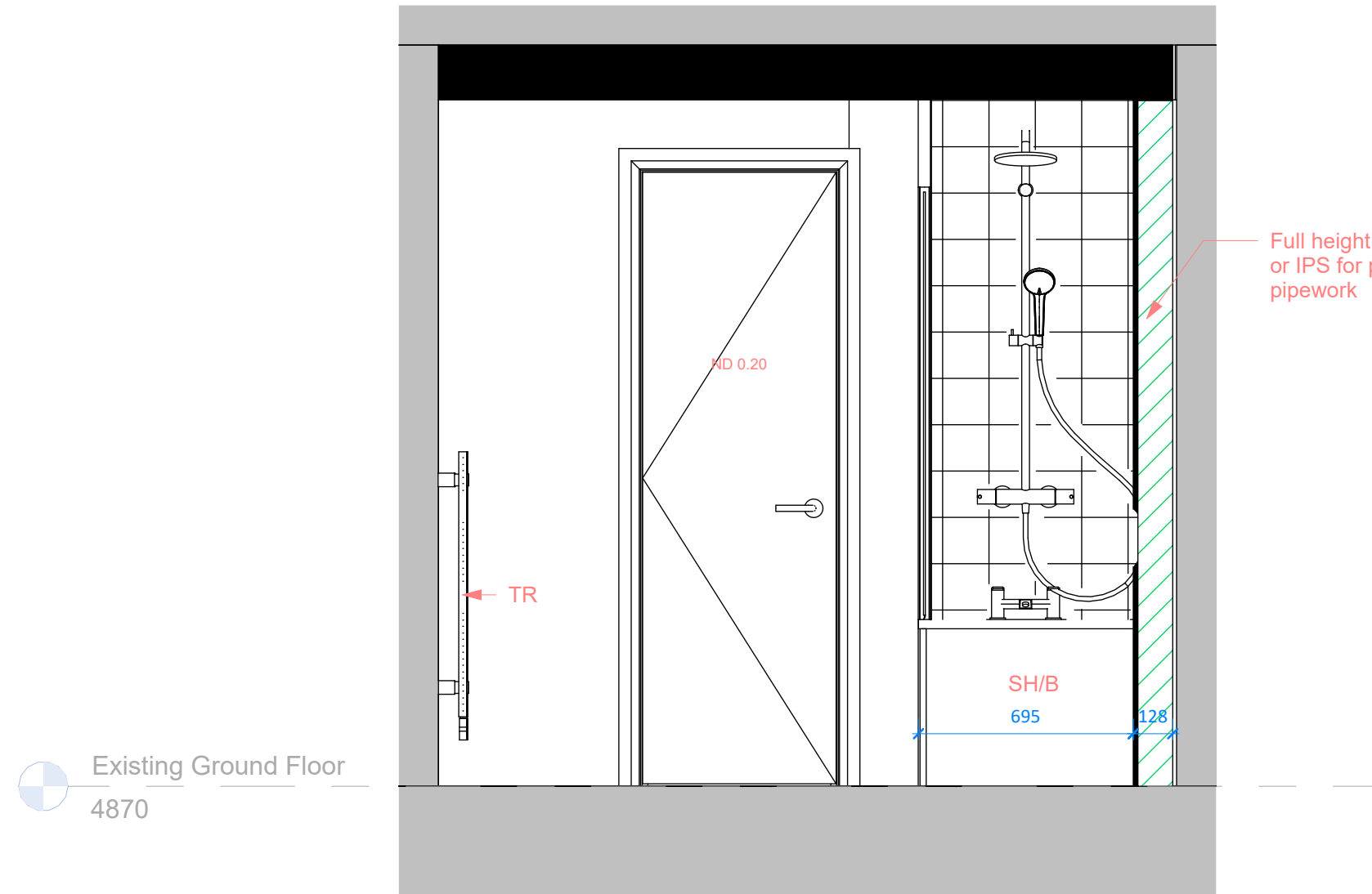


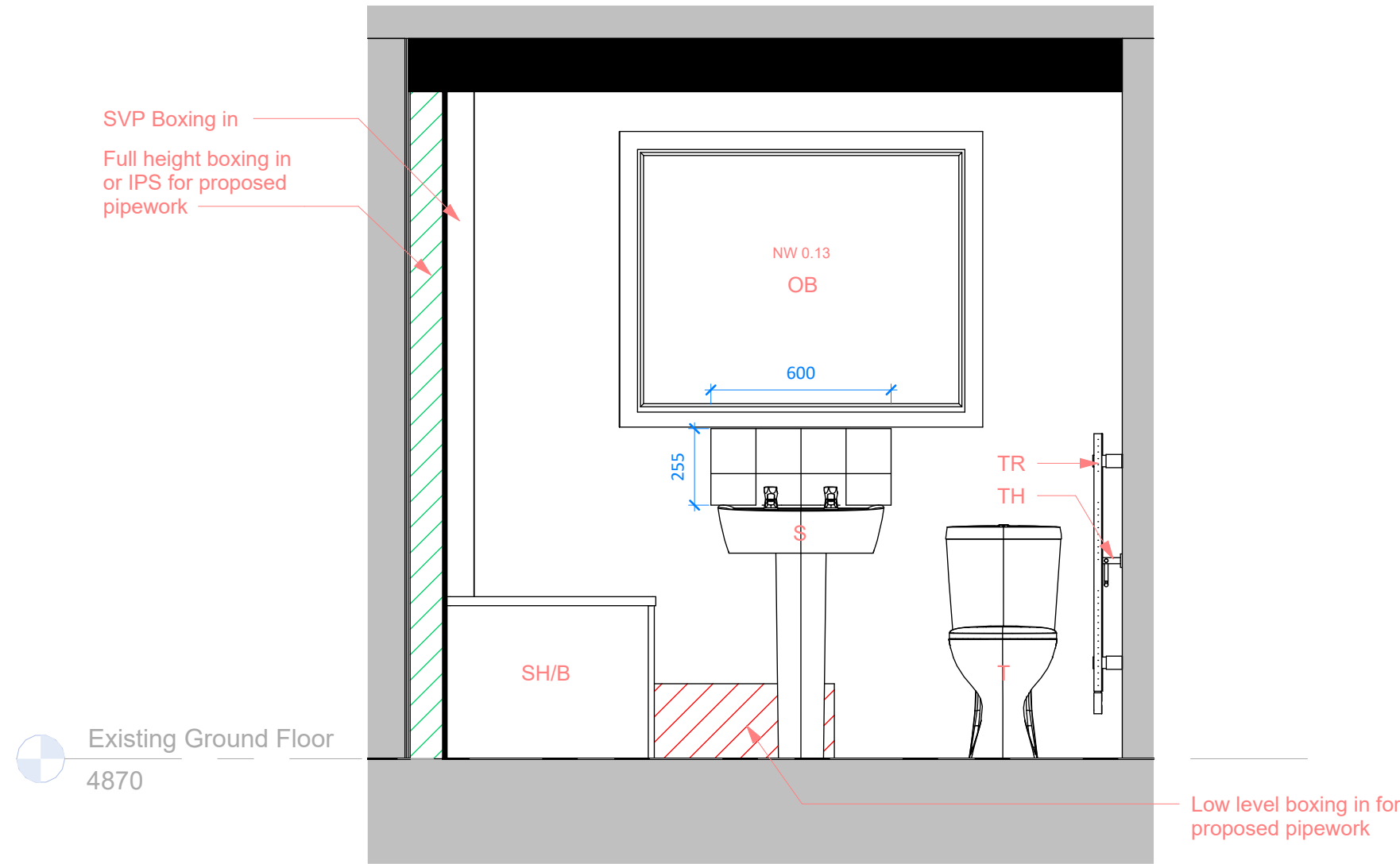
A 19 - Bathroom Elevation A
1 : 20



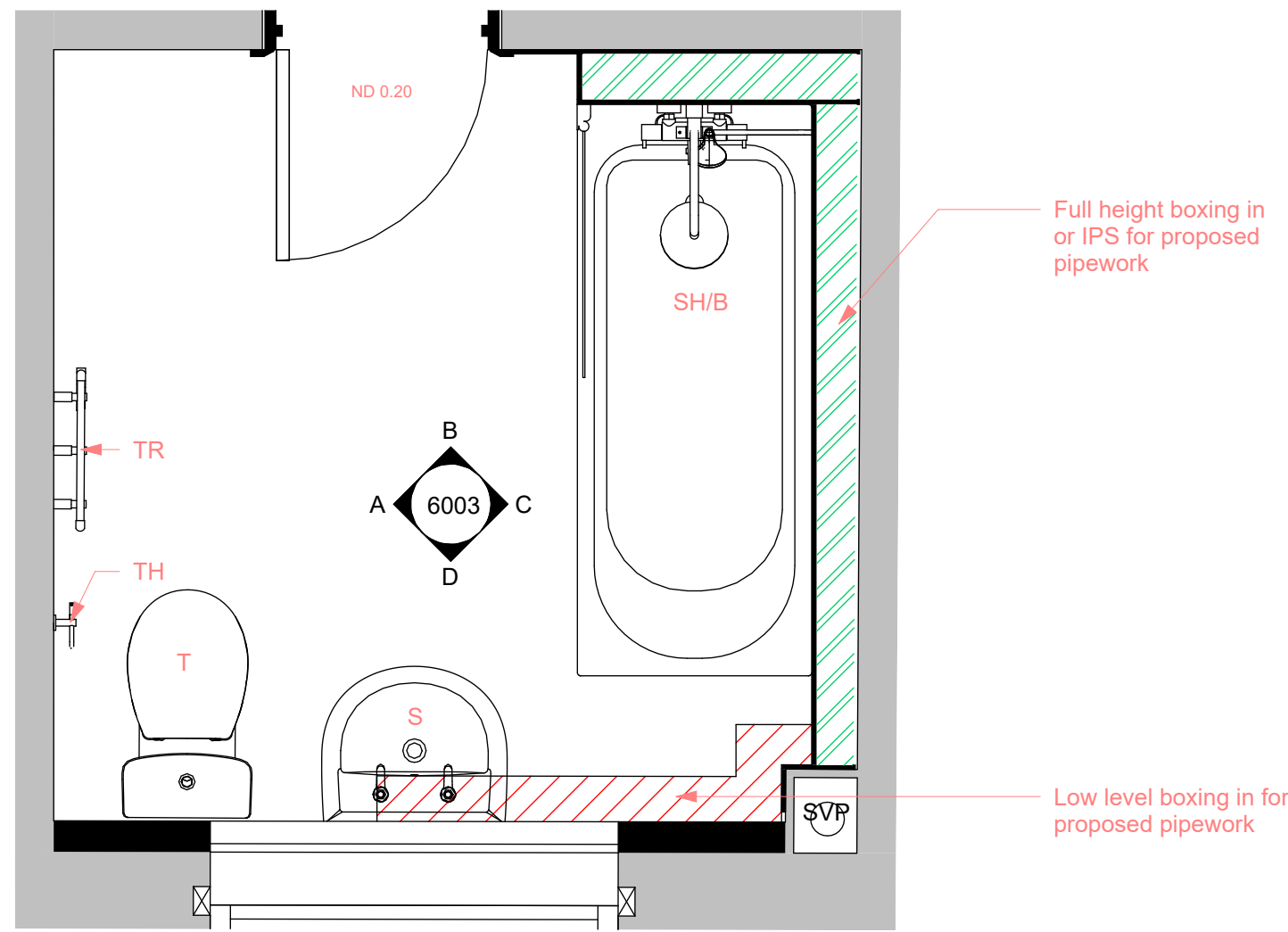
C 19 - Bathroom Elevation C
1 : 20



B 19 - Bathroom Elevation B
1 : 20



D 19 - Bathroom Elevation D
1 : 20



1 19 - Bathroom Plan
1 : 20

Contractors to check all dimensions on drawings.

Any discrepancies must be reported to KTA Architects Ltd or the contract administrator before proceeding.

Do not scale except for planning purposes, work to figured dimensions.

A Fire Consultant must be appointed for this project. KTA drawings & schedules to be read in conjunction with the Fire Consultant Fire Strategy Report.

The Fire Strategy Report takes precedence over any KTA drawing or schedule & any discrepancy should be brought to KTA's attention.

This drawing must be read in conjunction with all relevant consultants drawings.

This drawing is © KTA Architects Ltd.

Revision Schedule			
Revision Number	Revision Date	Revision Description	Issued/ Authorised by
T1	22/08/2025	Stage 4 Tender Issue	GH/AC

**TENDER ISSUE
NOT FOR CONSTRUCTION**

Drawings issued for tender purposes only.

Not to be used for construction.

This drawing forms part of a coordinated package issued for tender purposes in accordance with RIBA Stage 4. All specifications, schedules, and consultant drawings must be read in conjunction. The contractor is responsible for ensuring full coordination between trades.

Existing layouts are based upon third-party survey data including SUMO Plan Survey and Currie Brown refurbishment drawings. Due to the nature and format of this information, dimensions shown are indicative only.

The contractor is responsible for confirming all critical site dimensions and conditions prior to commencement of fabrication, installation, or ordering of materials. Any discrepancies are to be reported immediately to the design team.

Key

Existing	
Proposed	
Tiled Wall	
DW	Compact Dishwasher
FF	Fridge / Freezer
WM	Washing Machine
OV	Oven
H	Hob
S	Sink
HWC	Hot Water Cylinder
EX	Extraction Hood
R	Radiator
TV	Television
TR	Towel Rail
T	Toilet
SH	Shower
SH/B	Bath with overhead shower
OB	Obscure Glazing
M	Mirror
TH	Toilet Roll Holder

KTA
Architects | Urban Designers

Winslade House, Winslade Park, Manor Drive,
Clyst St. Mary, Exeter, EX5 1FY

Tel: 01392 360338
Email: kt@kta.uk.com
Web: www.kta.uk.com

Project
Park House Isles of Scilly

Title
Flat 2 - Bathroom

Author	Chkd by	Scale	As indicated	@ A1
Project	Status			
24129	Stage 4			
Drawing number				T1
24129-KTA-F2-GF-C-A-6003				

QMF 128 v1.0 - 24/11/2022